

温 度 保 险 丝

Thermal fuse

RY** RY**B 系列

RY** RY**B Series

RY** Series with UL

规
格
承
认
书

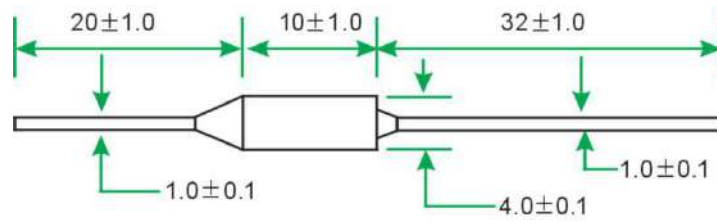

Specification recognition

温度保险丝 RY** RY**B 系列规格书

Thermal fuse RY** RY**B series specification

产品放大图与尺寸

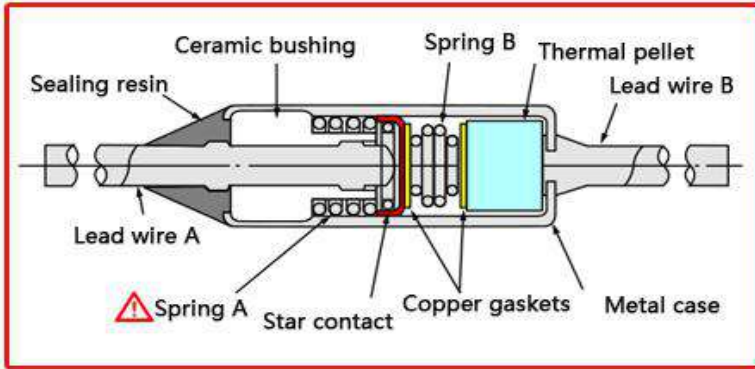
Product picture and size



工作原理

Working principle

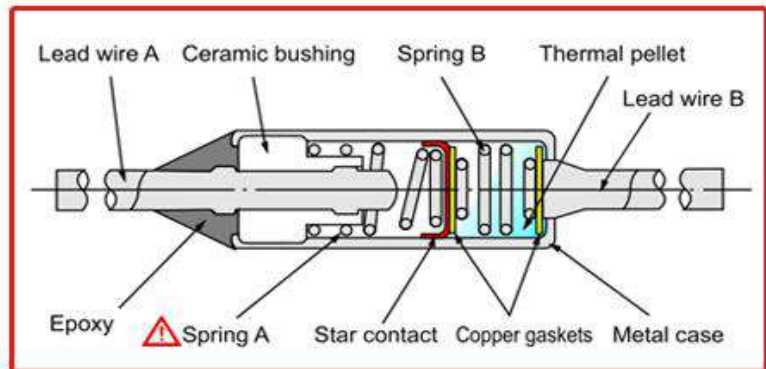
Before The Fuse



The movable electrode, and is arranged in the thermal spring frit metal shell RY type temperature fuse. The spring B is arranged in the compressed state, the elastic gasket to the movable electrode with copper To lead A to stay in touch. The current in the normal state, the movable electrode, the lead A and lead B conductive metal shell.

After Fusing

When the environment temperature than the operating temperature, the wire, metal shell heat transfer will be melted into liquid thermal frit. When the spring and spring A B pop-up elongation, elongation of the A spring elastic force of the spring movable electrode to B side, thereby cutting off and lead A contact, thus cutting off the circuit.



RY** RY**B 系列技术参数表

RY** RY**B series technical parameter list

Model NO.	Rated functioning temp (Tf)	Fusing-off temperature	Holding temperature (Th)	Maximum temp. limit (Tm)	Rated voltage (Ur)	Rated current (Ir)	Certificate				RoHs
							CCC	TUV	PSE	CB	
RY72	72°C	69±2°C	42°C	180°C	110V/250V	RY** 10A RY**B16A	★	★		★	★
RY72B	72°C	69±2°C	42°C	180°C			★	★		★	★
RY77	77°C	74±2°C	47°C	180°C			★	★	★	★	★
RY77B	77°C	74±2°C	47°C	180°C			★	★	★	★	★
RY84	84°C	81±2°C	54°C	180°C			★	★	★	★	★
RY84B	84°C	81±2°C	54°C	180°C			★	★	★	★	★
RY92	92°C	89±2°C	62°C	180°C			★	★	★	★	★
RY92B	92°C	89±2°C	62°C	180°C			★	★	★	★	★
RY98	98°C	95±2°C	68°C	180°C			★	★	★	★	★
RY98B	98°C	95±2°C	68°C	180°C			★	★	★	★	★
RY110	110°C	107±2°C	80°C	200°C			★	★	★	★	★
RY110B	110°C	107±2°C	80°C	200°C			★	★	★	★	★
RY115	115°C	112±2°C	85°C	200°C			★	★	★	★	★
RY115B	115°C	112±2°C	85°C	200°C			★	★	★	★	★
RY117	117°C	114±2°C	85°C	200°C			★	★	★	★	★
RY117B	117°C	114±2°C	85°C	200°C			★	★	★	★	★

RY121	121°C	118±2°C	91°C	200°C			★	★	★	★	★
RY121B	121°C	118±2°C	91°C	200°C			★	★	★	★	★
RY128	130°C	127±2°C	100°C	250°C				★	★		★
RY128B	130°C	127±2°C	100°C	250°C				★	★		★
RY130	130°C	127±2°C	100°C	250°C			★	★	★	★	★
RY130B	130°C	127±2°C	100°C	250°C			★	★	★	★	★
RY139	139°C	136±2°C	109°C	250°C			★	★	★	★	★
RY139B	139°C	136±2°C	109°C	250°C			★	★	★	★	★
RY141	141°C	138±2°C	109°C	250°C			★	★	★	★	★
RY141B	141°C	138±2°C	109°C	250°C			★	★	★	★	★
RY150	150°C	147±2°C	120°C	280°C			★	★	★	★	★
RY150B	150°C	147±2°C	120°C	280°C			★	★	★	★	★
RY152	150°C	147±2°C	120°C	280°C				★	★		★
RY152B	150°C	147±2°C	120°C	280°C				★	★		★
RY157	157°C	154±2°C	127°C	280°C			★	★	★	★	★
RY157B	157°C	154±2°C	127°C	280°C			★	★	★	★	★
RY169	169°C	166±2°C	139°C	280°C			★	★	★	★	★
RY169B	169°C	166±2°C	139°C	280°C			★	★	★	★	★
RY172	172°C	169±2°C	139°C	280°C			★	★	★	★	★
RY172B	172°C	169±2°C	139°C	280°C			★	★	★	★	★
RY184	185°C	182±2°C	155°C	280°C				★	★		★
RY184B	185°C	182±2°C	155°C	280°C				★	★		★
RY185	185°C	182±2°C	155°C	280°C			★	★	★	★	★
RY185B	185°C	182±2°C	155°C	280°C			★	★	★	★	★
RY192	192°C	189±2°C	162°C	280°C			★	★	★	★	★
RY192B	192°C	189±2°C	162°C	280°C			★	★	★	★	★
RY216	216°C	213±2°C	176°C	450°C			★	★	★	★	★
RY216B	216°C	213±2°C	176°C	450°C			★	★	★	★	★
RY227	227°C	224±2°C	187°C	450°C			★	★	★	★	★
RY227B	227°C	224±2°C	187°C	450°C			★	★	★	★	★
RY230	230°C	227±2°C	187°C	450°C			★	★	★	★	★
RY230B	230°C	227±2°C	187°C	450°C			★	★	★	★	★
RY240	240°C	237±2°C	200°C	450°C	★	★	★	★	★		
RY240B	240°C	237±2°C	200°C	450°C	★	★	★	★	★		
RY	240°C	237±2°C	200°C	450°C	★	★	★	★	★		
RY250	250°C	247±2°C	210°C	450°C	★	★		★	★		
RY250B	250°C	247±2°C	210°C	450°C	★	★		★	★		
RY260	260°C	257±2°C	220°C	450°C	★	★		★	★		
RY260B	260°C	257±2°C	220°C	450°C	★	★		★	★		

RY** series UL technical parameter list

Model No	Rated functioning temp (Tf)	Hold temperature (Th)	Maximum temp. limit (Tm)	current (A)	voltage (V)	Certificate					
						CCC	TUV	UL	PSE	CB	ROHS
RY72	72°C	52°C	130°C	10/15A under 120V ac 10/15A under 250V ac	120V/250V	★	★	★		★	★
RY77	77°C	57°C	140°C			★	★	★	★	★	★
RY93	93°C	73°C	140°C			★	★	★	★	★	★
RY98	98°C	78°C	140°C			★	★	★	★	★	★
RY113	113°C	93°C	150°C			★	★	★	★	★	★
RY121	121°C	101°C	180°C			★	★	★	★	★	★
RY157	157°C	137°C	195°C			★	★	★	★	★	★
RY184	184°C	160°C	210°C			★	★	★	★	★	★
RY192	192°C	170°C	250°C			★	★	★	★	★	★
RY216	216°C	191°C	380°C			★	★	★	★	★	★
RY229	229°C	200°C	380°C			★	★	★	★	★	★
RY240	240°C	200°C	380°C			★	★	★	★	★	★
RY257	257°C	200°C	380°C			★	★	★	★	★	★
RY260	257°C	200°C	380°C			★	★	★	★	★	★

使用说明:

Use instructions:

一、 温度保险丝在使用时达到TF（额定动作温度），能及时分断电路避免危险温度产生，是一个不可复位的装置。

NO.1 Thermal fuse in the use of TF (rated operating temperature), can be in time to avoid the risk of the circuit to avoid dangerous temperature, is a non - reset device.

二、 选用时必须通过测试选择适合的型号，更换时也应选择同一型号的产品。

NO.2 Selection must pass the test to select the appropriate model, the replacement should also choose the same type of product.

三、 温度保险丝可使用锡焊、点焊、压接的方式连接，当弯曲引脚时需用工具夹住操作，环氧树脂封口端，不可在距根部8mm 内弯曲，另一端不可在距根部4mm 内弯曲，在弯曲时，工具不可夹着外壳及封口胶，引脚在安装时不可被损伤，打缺口，锐利角度弯曲，烧灼。

NO.3 Thermal fuse can be used for soldering, welding, pressure connection, when the bending pin requires a tool clamping operation, epoxy resin sealing end, from the root of 8mm bending. At the other end not from roots 4mm bend, bend, tools can be sandwiched between shell and sealing glue, pin in the installation can not be damaged, gap, sharp bending angle, burning.

四、 外壳及封口胶不可被损伤，烧灼或过热。使用热风枪收缩热缩管时要注意，不可向壳体方向吹，应在2 秒钟内完成操作，避免超温导致产品熔断。

NO.4 Shell and sealing glue can not be damaged, burning or overheating. Using a hot-air gun shrink tube should pay attention to, not to the direction of the shell blowing, should be within 2 seconds to complete the operation. To avoid the over temperature leads to fuse.

五、不可扭转温度保险丝，例如：引脚相对壳体旋转。

NO.5 Do not reverse the Thermal fuse, for example, the pin relative to the shell.

六、与导线等的连接必须牢固，以确保使电阻最低，避免接点产生高温。

NO.6 The connection with the lead wire must be strong, in order to ensure that the lowest resistance and avoid contact with high temperature.

七、当使用锡焊或点焊时，应在距壳体10mm 外2 秒钟内完成操作，避免焊接过热损伤产品。

NO.7 When using soldering or welding, at a distance of 10mm shell within 2 seconds to complete the operation, avoid overheating welding product damage.

八、设计安装温度保险丝位置时应确保该位置在长期连续工作时环境温度不超过 T_h 保持温度要求，反之会导致温度保险丝使用寿命达不到要求。

NO.8 Design and installation of the Thermal fuse position should ensure that the position in the long-term continuous working environment temperature is not more than T_h to maintain the temperature requirements, and will lead to the Thermal fuse service life can not meet the requirements.

九、加工过程或安装时不能有导致外壳变形的外力，反之会影响动作性能，导致产品不熔断。

NO.9 Machining process or installation can not lead to the deformation of the external force, and vice versa will affect the performance of the action, resulting in the product is not fused.

十、产品应存放在干燥通风处，拆封产品不使用时应及时密封存放，避免产品氧化变色。

NO.10 The product should be stored in dry and ventilated place, unpack the product when not in use should be sealed storage, avoid discoloration products.

术语解释

Term interpretation

额定动作温度 Rated functioning temperature (Tf)	<p>温度保险丝按标准规定方法测试，改变其导电状态的温度。按基于 IEC60691 的安全标准规定，温度保险丝必须在额定动作温度+0/-10℃范围内动作（日本电气用品管理法规定公差范围为±7℃范围内动作）。</p> <p>The temperature at which a Thermal Link changes its state of conductivity to open circuit detection current .The tolerance according to IEC60691 is from +0 to -10℃. (With japan Electrical Appliance and Material Law, on the other hand, they must function in the tolerance range of±7℃).</p>
实测动作温度 Fusing-off temperature:	<p>温度保险丝在硅油池内以每分钟 0.5-1℃速率升温，检测电流小于 100mA 条件下所测得的熔断温度。它是温度保险丝的实际动作温度。</p> <p>The fusing-off temperature indicates value measured in silicon oil with a temperature increased by 0.5-1℃ per minute and a detective current 10 mA or less.</p>
保持温度 Holding temperature (Th):	<p>温度保险丝在通过额定电流时，能保持 168 小时而不会改变其导电状态的最高温度。</p> <p>The maximum temperature at which a Thermal Link will not cause a change in state of conductivity to open circuit while conducting rated current for 168 hours. This rating is required by safety standards based on IEC60691.</p>
极限温度 Maximum temperature limit (TM):	<p>温度保险丝能承受 10 分钟而不会发生重新接通现象的最高温度。</p> <p>The maximum temperature at which a Thermal Link can be maintained for 10 minutes without reclosing. This rating is required by safety standards based on IEC60691.</p>
额定电流 Rated current (I _r):	<p>温度保险丝能承载的最大电流。</p> <p>The allowable maximum current which a Thermal Link is able to carry.</p>
额定电压 Rated voltage (U _r):	<p>温度保险丝最高工作电压。</p> <p>The allowable maximum voltage which a Thermal Link is able to be applied.</p>